

2019 SPRING SUPER LIGA REFEREES PRESEASON INFORMATION





TOPICS

- ✓ The Youth Soccer Experience!!
- ✓ Referee Game Day Expectations
- ✓ Super Liga Expectations
- ✓ Referee Assignments
- ✓ Game Day Responsibilities
- ✓ Player Safety
- ✓ Game Cancellations
- ✓ Conflicts of Interests
- ✓ Referee Abuse and Assault
- ✓ 8U-10U Modified Rules



SUPER LIGA EXPECTATIONS

THE YOUTH SOCCER EXPERIENCE!!

- Safe environment
- Fun
- Fair play
- Positive experience for all
- Professional behavior by coaches & referees
- Consistency in the laws of the game
- Non hostile environment



REFEREE GAME EXPECTATIONS

- ✓ Early arrival
- ✓ Player's safety
- ✓ The three teams need to work together
 - Referee, home team and visiting team
 - All teams should be in different colors
- ✓ Professional appearance
- ✓ Consistence interpretation of Laws
- ✓ Know the modified rules & policies
- ✓ Pre-game with Assistant Referees



FORMAT / BALL SIZE BY AGE

8U

Format: 4v4 (No GK)

Ball Size: 3

Note: Min 3 players

9U – 10U

Format: 7v7 (GK)

Ball Size: 4

Note: Min 5 players

11U – 12U

Format: 9v9

Ball Size: 4

Note: Min 6 players

13U – 20U

Format: 11v11

Ball Size: 5

Note: Min 7 players



REFEREE ASSIGNING PROCESS

Super Liga
8U – 12U



Super Liga
13U – 20U

Local Assignor

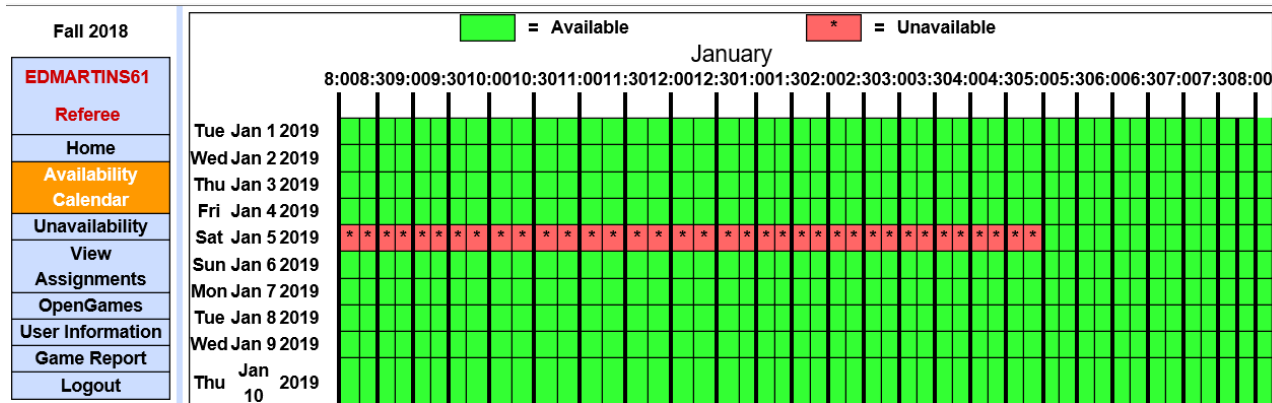


Super Liga
Regional Assignor



MANAGING YOUR CALENDAR

Keep your calendar up to date



- ✓ This will help you with assignments
- ✓ Re-assigning wastes time and frustrates assignor's



REFEREE REGIONAL ASSIGNORS

East Assignor – Mike Forte email: eastassignor@aol.com

AYSO, Barrington, Bristol, E.P., Middletown, Portsmouth, St Michael's, Tiverton, Warren

Central Assignor – Kathy Souza email: kl Souza@outlook.com

CLCF, Coventry, EG, EWG, Killingly, Pawtucket, Providence United, WFF, WSA & WW

South Assignor – Tom Duff email: RIDUFF@Hotmail.com

Chariho, Jamestown, Narragansett, NK, Ocean State, South County, Westerly

North Assignor – Ed Martins email: Emartins@thesuperliga.com

_BGYSA, Cumberland, Johnston, Lincoln, NP, NS, Scituate, Smithfield

Assignors' can be found on the Super Liga website: www.thesuperliga.com



REFEREE GAME DAY GEAR

✓ Jersey color cannot conflict with team colors

✓ Whistles



✓ Flags



✓ Cards



✓ Pen and paper

✓ Wristwatch (backup)



✓ Snacks and stay hydrated

✓ Shirt tucked

✓ Black socks pulled up

✓ Black shoes preferred





GAME DAY RESPONSIBILITIES

G
A
M
E

D
A
Y

Arrive 30 minutes before KO

Wear proper attire (shoes, socks, shorts and warm up shirt)

Check field and goals need to be anchored



GAME DAY RESPONSIBILITIES

B
E
F
O
R
E

K
I
C
K

O
F
F

Introduce yourself to both team coaches

HOME TEAM SUPPLIES: Game Report, Game Day Roster (2 copies), Game Ball(s) and ½ Referee Game Fee

VISITING TEAM: Game Day Roster (2 copies) and ½ Referee Game Fee

PLAYER/COACH CHECK IN: Using passes and roster, check in coaches (3 max) and all players (place check mark next to name)

Return all passes prior to start of game

Coin toss: Ask for team captain(s) and visiting team selects head or tails

SPORTSMANSHIP CARD: Bring all players and coaches to spectators side of field and read sportsmanship card



GAME REPORT

- Home team provides prior to the game.
- Important Areas that need to be completed by the home team coach....
 - Game Number
 - Date
 - Age Group
 - Home Team
 - Visiting Team

**MUST BE ENTERED in ABSL
on GAME DAY**



GAME REPORT

Game #	Date	Age / Division	Time

HOME	VISITOR
Uniform Color	Uniform Color
Final Score	Final Score
Goal Scorers (Uniform Number and Time)	Goal Scorers (Uniform Number and Time)

OFFICIALS

REF	
AR1	
AR2	
Home Coach	
Visitor Coach	

Check off the following.....

HOME Team Game Day Roster	<input type="checkbox"/>
VISITOR Team Game Day Roster	<input type="checkbox"/>
HOME Team Passes	<input type="checkbox"/>
VISITOR Team Passes	<input type="checkbox"/>

CAUTIONS - (Yellow Cards)

Team (Color)	Player's #	Reason
1.		
2.		
3.		
4.		
5.		
6.		

EJECTIONS - (Red Cards)

Team (Color)	Player's #	Reason
1.		
2.		
3.		
4.		

FIELD CONDITIONS

CORNER FLAGS	Good	Short	Poor
GOAL POSTS	Good	Fair	Poor
NETS	Good	Fair	Poor
LINES	Good	Fair	Poor
FIELD	Good	Fair	Poor
COACHES' BOX	Good	Fair	Poor

(Please Circle the appropriate condition)

Super Liga Team Sportsmanship Award

HOME	VISITOR

Please rate each team on a scale of 0 (worst) - 5 (best)

Super Liga Spectator Evaluation Score

HOME	VISITOR


Please rate each team's spectators on a scale of 0 (worst) - 3 (best)

REFEREE COMMENTS / FEEDBACK




GAME DAY ROSTER

- ✓ 2-game day rosters from each team.
- ✓ Jersey Numbers must be on the game day roster.
- ✓ "CLUB PASS" Players must be written on the game day roster by the coach, prior to the start of the game.



Soccer Rhode Island
ROSTER & GAME DAY FORM




2011 Fall Manchester United Youth Soccer
2011/2012
Date Printed: 8/24/2011


Team:		Age Group: U12 Boys	
		Division: Competitive Position: 2	
		Organization Name: Manchester United Youth Soccer	
		Team Name: Manchester United	
		Team ID: 135689754MANU412	
		Shirt Color: Red Alt: White	

Coach:	Name: Alex Ferguson	ID #: AFERG025698745FG	Coach Lic:
Assistant:	Name: Carlos Quiroz	ID #: COUIE025698745QZ	Coach Lic:
Assistant:	Name: Oscar DeLemos	ID #: ODEL025698745DS	Coach Lic:

U#	U#	Last Name, First MI	M/F	ID #	City	State	P/S	Birthdate
✓ 1	12	Doe, John	M		Manchester	RI	P	
✓ 2	48	Giggs, Ryan	M		Manchester	RI	P	
✓ 3	23	Doe, James	M		Manchester	RI	P	
✓ 4	17	Smith, John	M		Manchester	RI	P	
✓ 5	14	Nani, Ricardo	M		Manchester	RI	P	
✓ 6	47	Rooney, Wayne	M		Manchester	RI	P	
✓ 7	56	Hernandez, Javier	M		Manchester	RI	P	
✓ 8	66	DeGea, David	M		Manchester	RI	P	
✓ 9	50	Welbeck, Danny	M		Manchester	RI	P	
✓ 10	74	Scholes, Paul	M		Manchester	RI	P	
✓ 11	67	Evans, Johnny	M		Manchester	RI	P	
✓ 12	88	Young, Ashely	M		Manchester	RI	P	
13. Michael Carrick								
2								

APPROVED

Association Signature:  Date: 8/26/11

SRI Signature:  Date: 9/3/11

9/1/11 - 9/5/11



REFEREE PRE-GAME

- ✓ Eye Contact
- ✓ Substitutions
- ✓ Offside
- ✓ Restarts – positioning
- ✓ Throw-in's
- ✓ Corner Kick's
- ✓ Penalty Kick
- ✓ Goal Signal
- ✓ Fouls: Signal (foul, discussion, indirect) In front of referee
Behind referee (severity) Penalty Area
- ✓ Ball Out of Play: Responsibility Signal
- ✓ Record keeping



GAME DAY INFORMATION

HOME	GAME DAY RESPONSIBILITIES	AWAY
✓	Game Report	
✓	Game Day Roster (2 copies)	✓
✓	½ of Referee Fees	✓
✓	Player /Coaches Passes	✓
✓	Goal & Field Condition	
Referee	Return passes prior to game	Referee
Referee	Enter Game Report in ABSL	Referee



PLAYERS AND COACHES PASSES

ALL PLAYERS AND COACHES MUST
have a USYSA Certified Pass

Virtual passes allowed

NO PASS = NO PLAYING

NO PASS = NO COACHING

NOTE: MAX of 3 Coaches allowed on the players/coaches box

ORIGINAL VYSA MEMBER PASS AND MEMBERSHIP CARD PLAYER	
MEMBERSHIP CARD	MEMBER PASS
STATE: Virginia MEMBER: Player	STATE: Virginia MEMBER: Player
NAME: Jones Chris BIRTHDATE: 09/05/1985	NAME: Jones Chris BIRTHDATE: 09/05/1985
TEAM: Dragons TEAM #: V8504	TEAM: Dragons TEAM #: V8504
AGE GROUP: U-18	AGE GROUP: U-18
SEASONAL YEAR: 9/1/01 - 8/31/02 I.D. #: 019-00471-03	SEASONAL YEAR: 9/1/01 - 8/31/02 I.D. #: 019-00471-03
The Game for All Kids!	
Photo Here	Photo Here
CODE OF CONDUCT the game's sake, n you win, you lose, matter what the cost, he game. • Work for the good of your team. • Accept the decisions of the officials with good grace. • Believe in the honesty of your opponents. • Conduct yourself with honor and dignity.	MEMBER SIGNATURE REGISTRAR SIGNATURE/STAMP
US FIFA FAIR PLAY SOCCER	



SPORTSMANSHIP CARD

Super Liga Sportsmanship Card Pre-game Requirements

- ✓ After checking in each team, ask home and visiting team coaches and players to join you on the spectators sideline
- ✓ Read sportsmanship card
- ✓ Note on the game report that you have read the card





RULES & POLICIES HANDBOOK

- The Rules and Policies Handbook can be downloaded from www.thesuperliga.com on the REFEREE page.

THE RHODE ISLAND YOUTH SUPER LIGA, LLC

**RULES AND POLICIES
FOR
COACHES AND REFEREES**



SPRING 2019

www.thesuperliga.com





SafeSoccer Goals

- ✓ ALL GOALS **MUST** BE ANCHORED PRIOR TO STARTING ANY GAME.
- ✓ It is the home teams responsibility to help with any goal or field issues
- ✓ Referees will not start the game without the Goals properly secured.





USSF HEADING POLICY

Based on the United States Soccer Federation's recommendation, the Rhode Island Youth Super Liga, llc, has implemented the following policy.....

- ✓ All players 10 years old and younger, shall not engage in heading in practice/training or in games





USF HEADING POLICY

When a player deliberately heads the ball in a game....

An indirect free kick (IFK) will be awarded to the opposing team from the spot of the offense

If a player does not deliberately head the ball, then play should continue.

If the deliberate header occurs within the goal area, the indirect free kick will be taken on the goal area line parallel to the goal line at the point nearest to where the infringement occurred

HEAD TRAUMA POLICY



Referee stops
game due to
player(s) head
trauma

Player must
be removed
from the game and not
allowed to
return

Referee must indicate
incident on game
report



GAME CANCELLATIONS

Inclement weather

- Games are cancelled by Super Liga and/or Referee ONLY
- Super Liga will announce cancellations or postponement with a 2 hour notification by email text



Lightning during game

- Referee must wait 20 Minutes before restarting game
 - Lightning cannot be observed for a continues 20 minutes
- Maximum 40 minute delay before terminating game



REFEREE PAYMENT PROCESS

	Collect Game Fee	Team No Show (1 or 2 teams)	Volunteer (In Uniform)	Volunteer (No Uniform)	Submit Forfeiture Form	Weather Conditions	Disciplanry
GAME PLAYED	Yes	—	Pay Volunteer	Return Volunteer Fees	—	—	—
GAME NOT PLAYED	No	Check in Team	—	—	Yes	—	—
GAME TERMINATED	—	—	—	—	—	1st half = ½ fee 2nd half = full fee	full fee & Note on Game Report



CONFLICTS OF INTEREST

DO NOT OFFICIATE GAMES OF...

- ✓ Siblings
- ✓ Parents/ Children
- ✓ Cousins
- ✓ Best Friends

DON'T BE OVERLY FRIENDLY WITH COACHES

- ✓ This gives impression of favoritism.



REFEREE ASSAULT AND ABUSE

Referee Assault:

- ✓ An intentional act of physical violence at or upon a referee

Referee Abuse:

- ✓ Threats through a physical act or verbal statement
- ✓ Verbal and nonverbal communication which contains foul or abusive language and which implies or directly threatens physical harm;
 - ✓ Spewing a beverage on or spitting at a referee or the referee's personal property



REPORTING ASSAULT

Step #1: Abandon the match and report the dismissal in writing.

- ✓ The incident must be in game report

- ✓ FACTS ONLY

- ✓ Identify witnesses

Step #2: Notify assignor / Super Liga and State Referee Administrator immediately after match

FORMAL PUNISHMENT CAN ONLY OCCUR IF YOU REPORT THE INCIDENT



REPORTING ASSAULT

Rhode Island State Referee Committee

Affiliate of US Soccer and FIFA



[Home](#) [Administration](#) [Referees](#) [Instruction](#) [Game Time!](#) [Forms](#) [League Rules](#)

Referee Abuse Directive

Posted on [May 16, 2016](#) by [Kelly Mauricio](#)

ABUSE OF REFEREES There have been a number of issues brought to my attention this season. In addition, I witnessed one coach this past weekend, who I spoke to during the game but was never addressed by the referee in ... [Continue reading →](#)

[More Galleries](#) | [Comments Off](#)

Register for
Training

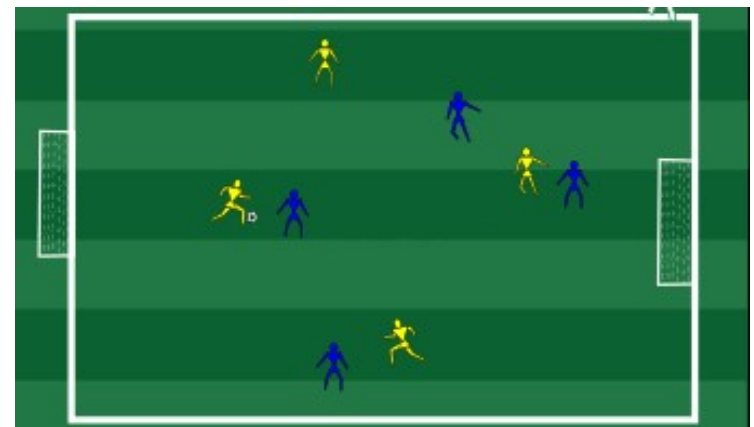
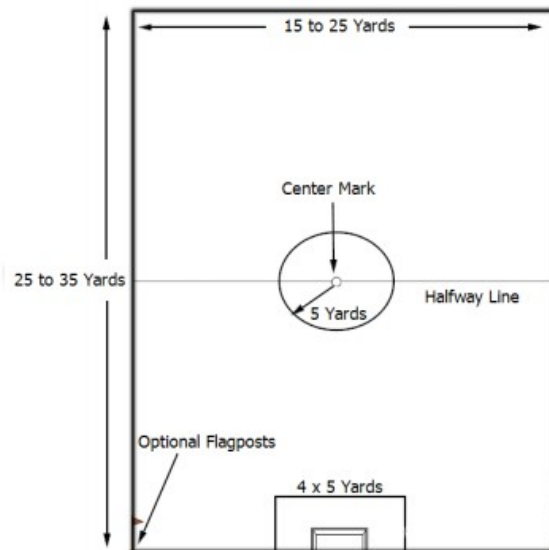
GameOfficials

Report
Coach Red Card

HERE

Top 100 List!

8U PLAYING FORMAT AND RULES





8U 4 V 4 FORMAT

LAW 1 - THE FIELD

Field	Size (Yards)	Markings	Size (Yards)
Length	35	Center Circle	5
Width	30	Penalty Box Width	11
Goal	4 X 9	Penalty Box depth	5

LAW 2 - THE BALL

Ball Size	3
-----------	---

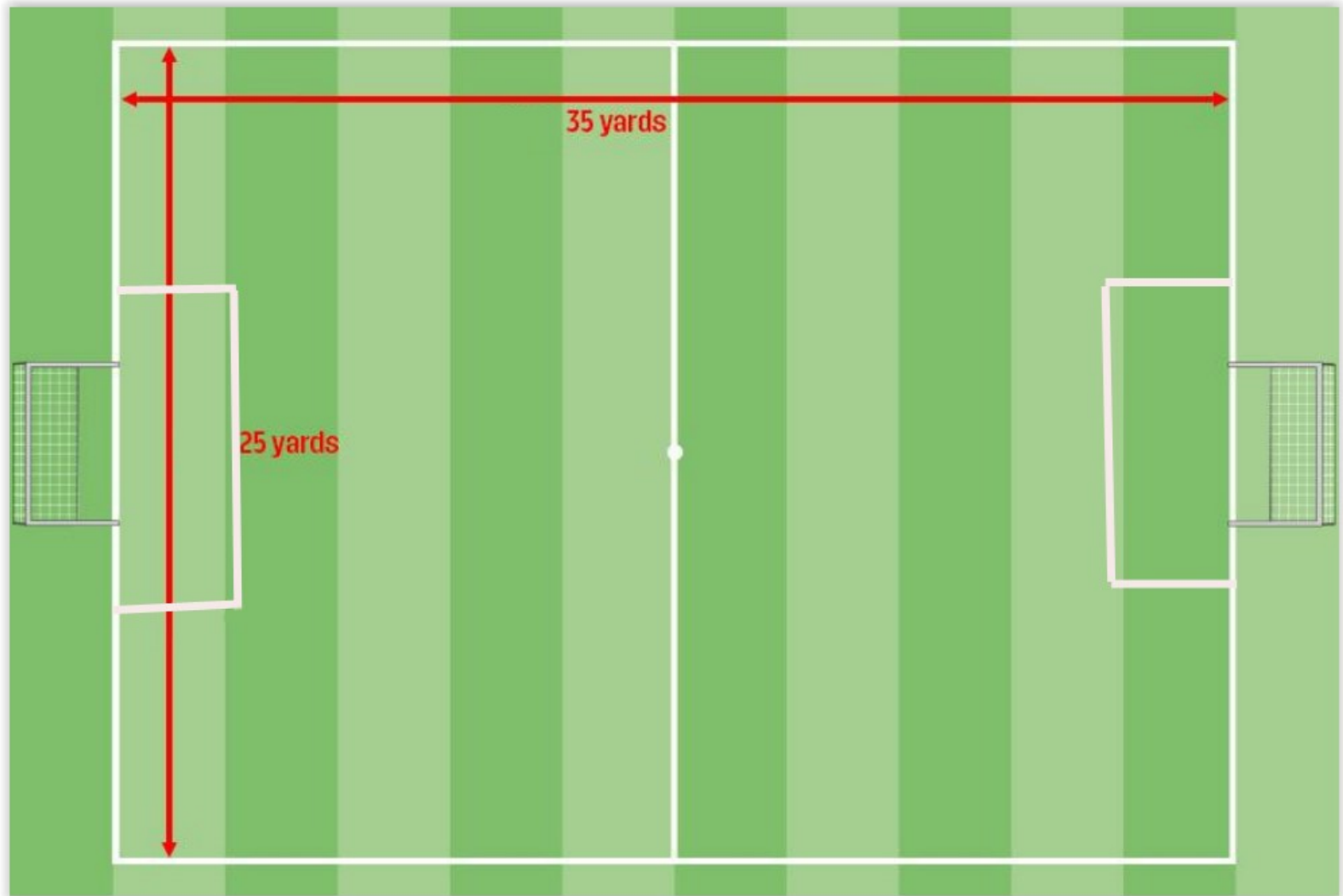
LAW 3 - THE PLAYERS

Players	Number
Field	4 Max (no goal keeper)
Field	3 Min

SUBS ON THE FLY



8U FIELD





8U 4 V 4 FORMAT

LAW 5 - THE REFEREE

- One Referee per game: Referee Fee = \$20 (\$10/team)

LAW 6 – ASSISTANT REFEREE

- None required

LAW 7 – DURATION OF THE MATCH

- 4 Quarters – 12 minutes each

LAW 8 - THE START AND RESTART OF PLAY

- Restart after a goal: From the center circle.

LAW 10 - THE METHOD OF SCORING

- Conform to FIFA rules



8U 4 V 4 FORMAT

LAW 11 - OFFSIDES

- There will be no offsides in the 8U age group

LAW 12 – FOULS & MISCONDUCTS

- Conform with FIFA with the following modifications...
- All fouls will be INDIRECT FREE KICKS
- opponent 5 yards away
- Fouls inside the goal box will result in ball being placed 5 yards outside the goal box (this allows opponent to establish a wall)
- The referee shall explain all infractions to the offending players

LAW 13 – FREE KICKS

- All FREE KICKS will be INDIRECT
- opponent must be 5 yards away from the ball

9U-10U PLAYING FORMAT





9U-10U PLAYING RULES

LAW 1 - THE FIELD

Field	Size (Yards)	Markings	Size (Yards)
Length	65	Center Circle	8
Width	45	Penalty Box Width	24
Goal	6 X 18	Penalty Box depth	10

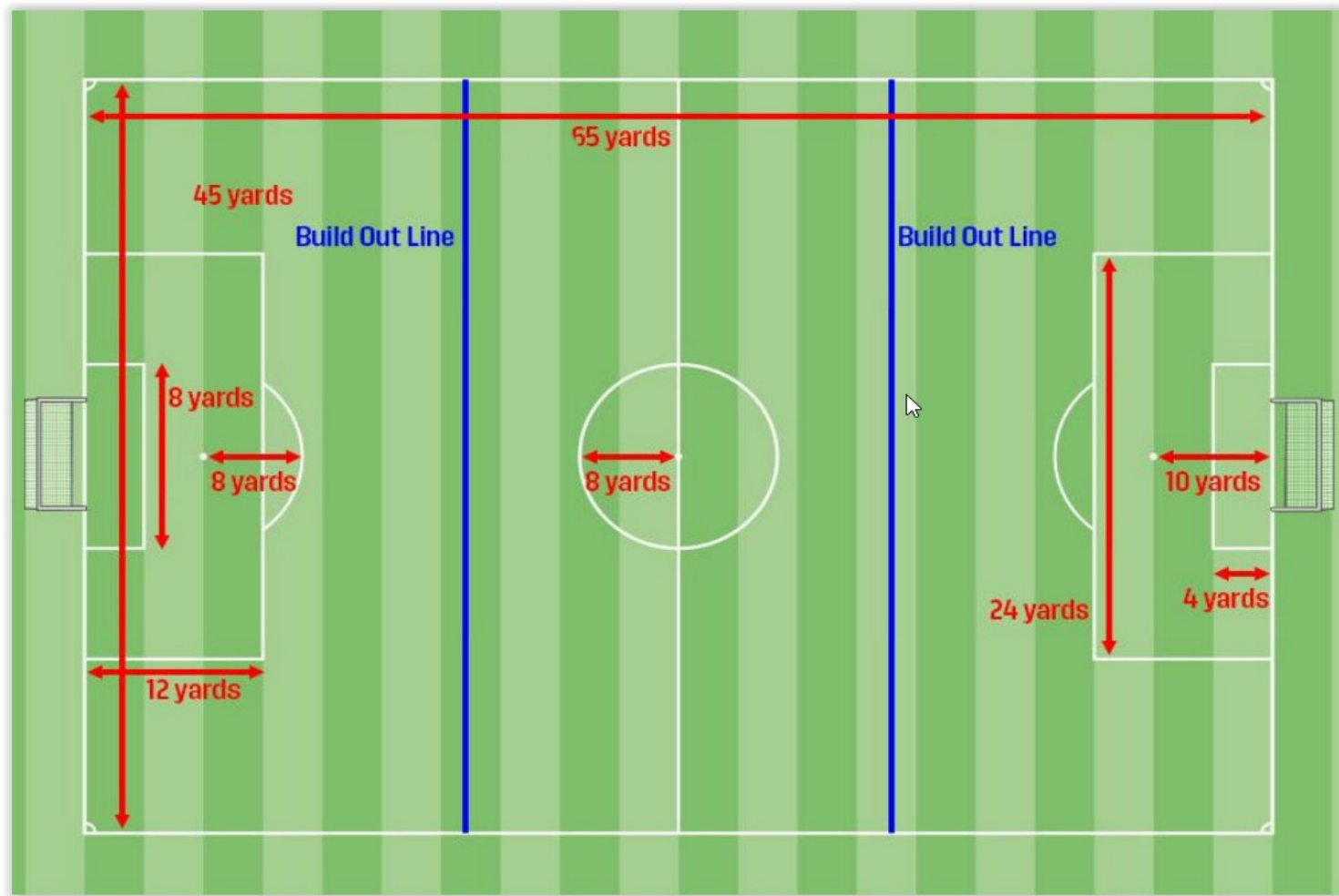
LAW 2 - THE BALL

Ball Size	4
-----------	---

LAW 3 - THE PLAYERS

Players	Number
Field	7 Max (includes goal keeper)
Field	5 Min

9U – 10U FIELD





9U-10U PLAYING RULES

LAW 5 - THE REFEREE

- One Referee per game

LAW 6 – ASSISTANT REFEREE

- Two Assistant Referees

LAW 7 – DURATION OF THE MATCH

- 2 Halves – 25 minutes each

LAWS 8 - 16

- Conform to FIFA rules



9U-10U PLAYING FORMAT AND RULES

BUILD OUT LINES

The build out line promotes playing the ball out of the back in a less pressured setting.

- When the goalkeeper has the ball in his or her hands during play from the opponent, the opposing team must move behind the build out line until the ball is put into play.
- Once the opposing team is behind the build out line, the goalkeeper can pass, throw or roll the ball into play (punts and drop kicks are not allowed).



9U-10U PLAYING FORMAT AND RULES

BUILD OUT LINES

- After the ball is put into play by the goalkeeper, the opposing team can cross the build out line and play resumes as normal.
- The opposing team must also move behind the build out line during a goal kick until the ball is put into play and clears the penalty area.
- If a goalkeeper punts or drop kicks the ball, an indirect free kick should be awarded to the opposing team from the spot of the offense.
- If the punt or drop kick occurs within the goal area, the indirect free kick should be taken on the goal area line parallel to the goal line at the nearest point to where the infringement occurred.



9U-10U PLAYING FORMAT AND RULES

BUILD OUT LINES

- The build out line will also be used to denote where offside offenses can be called. Players cannot be penalized for an offside offense between the halfway line and the build out line. Players can be penalized for an offside offense between the build out line and the goal line .
- Ideally, the goalkeeper will wait to put the ball into play once all opponents are past the build out line. However, the goalkeeper can put the ball into play sooner.

**THANK YOU
HAVE AN ENJOYABLE
SEASON**

